

Evaluation of safety aspects, *in vitro* probiotic potential and anti-inflammatory activity of *Lactobacilli* isolated from Meghalayan traditional fermented rice beverage

Mital R Kathiriya^a, Ruchika Maurya^b, Mahendra Bishnoi^c, Kanthi Kiran Kondepudi^c, Yogesh Vekariya^d & Subrota Hati^{a,*}

^aDepartment of Dairy Microbiology, SMC College of Dairy Science, Kamdhenu University, Anand 388 110, Gujarat, India

^bRegional Center for Biotechnology, Faridabad, Haryana 121 001, India

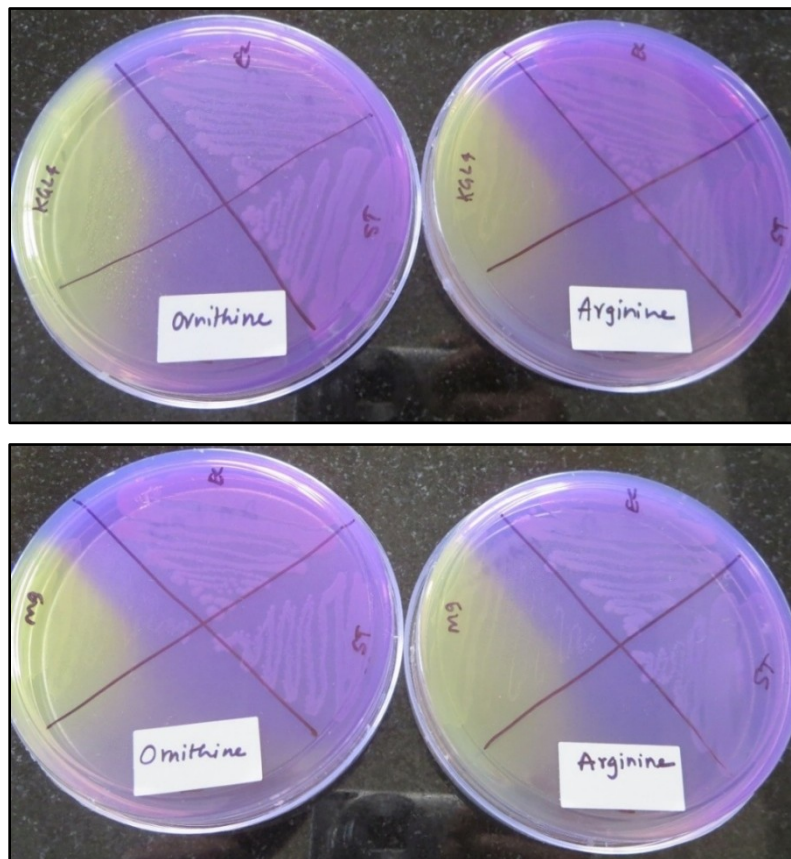
^cHealthy Gut Research Group, Food & Nutritional Biotechnology Division, National Agri-Food Biotechnology Institute, Knowledge City, Sector 81, SAS Nagar, Punjab 140 306, India

^dDepartment of Dairy Engineering, SMC College of Dairy Science, Kamdhenu University, Anand 388 110, Gujarat, India

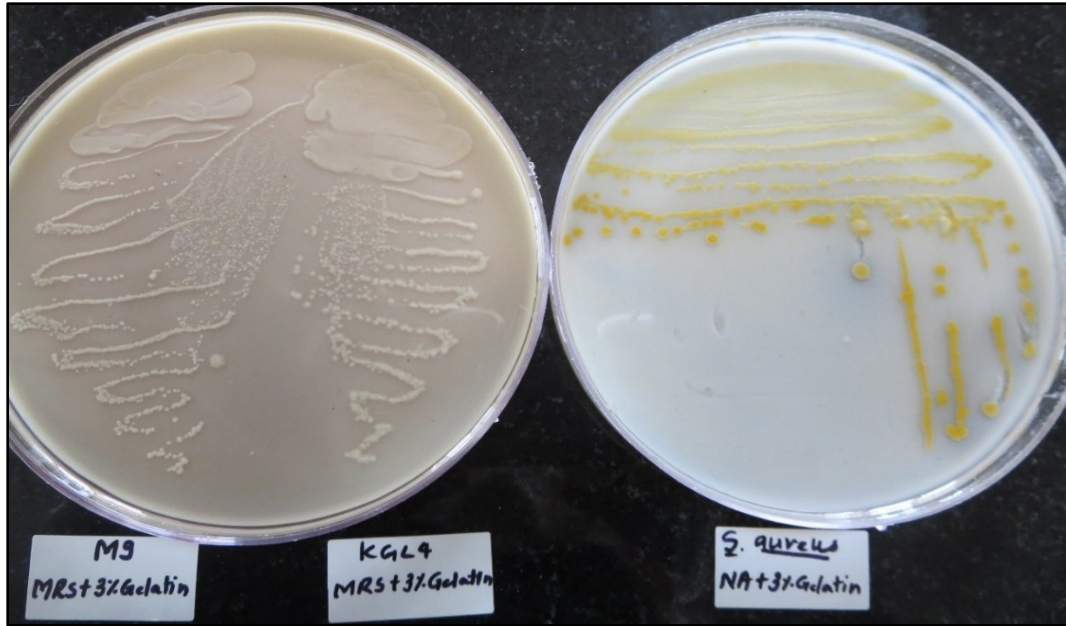
*E-mail: subrota_dt@yahoo.com

Received 17 June 2023; revised 09 May 2024; accepted 08 August 2024

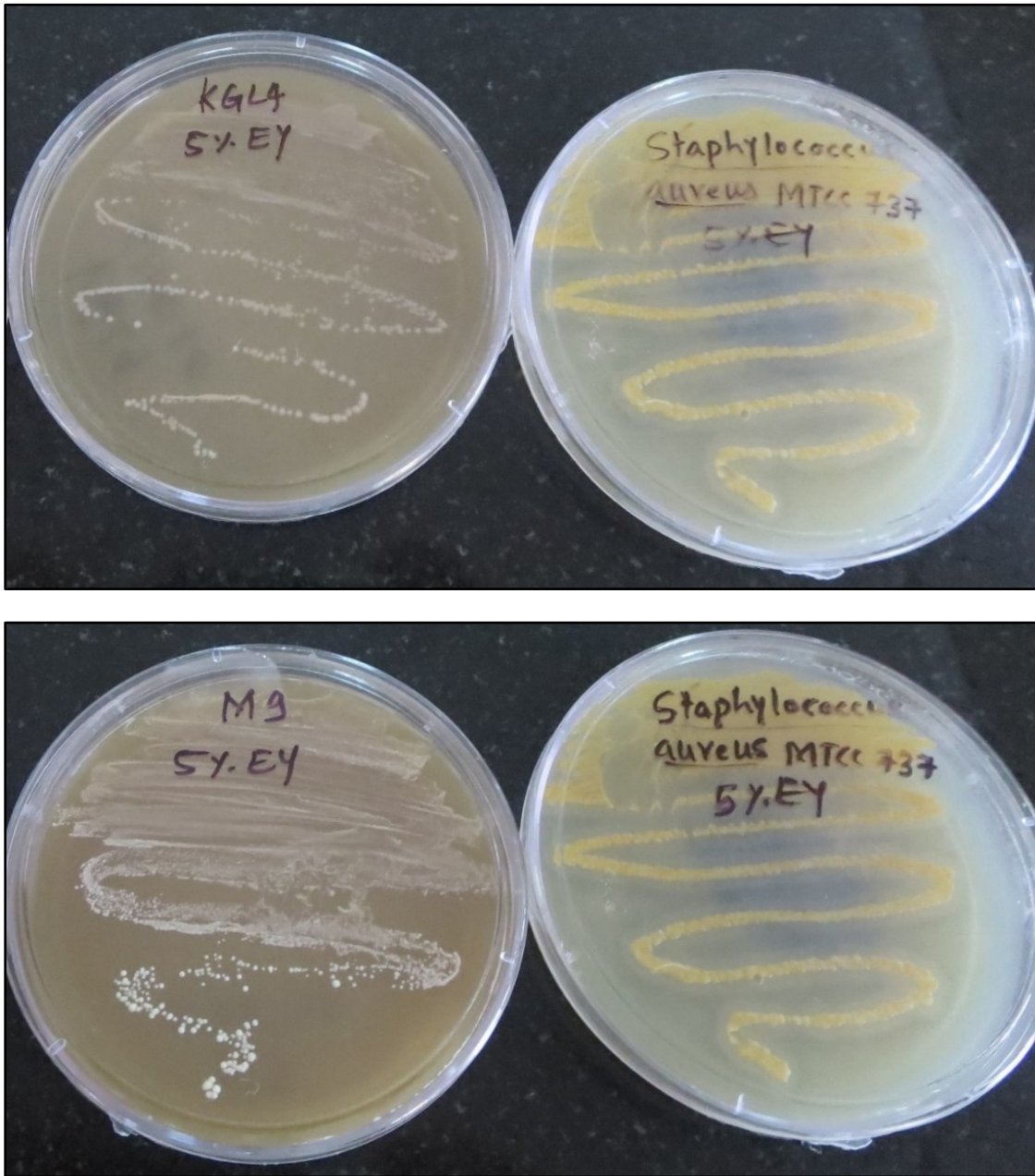
Supplementary Data



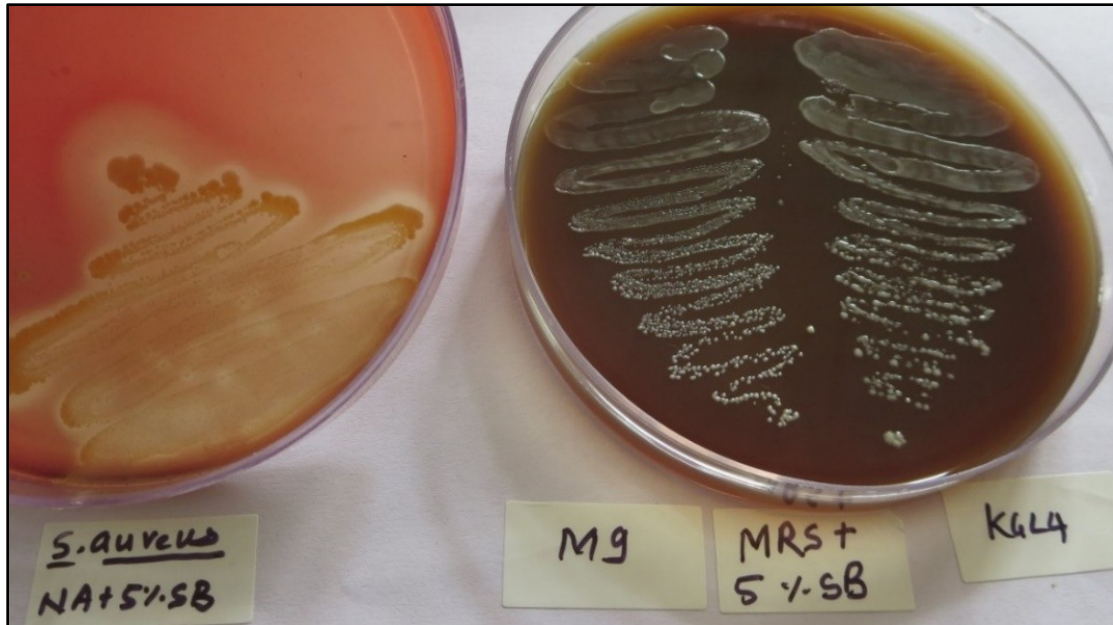
Supplementary Fig. 1 – Biogenic amines production by *Limosilactobacillus fermentum* MTCC 25515 (KGL4) and *Lactocaseibacillus rhamnosus* M9 with *Escherichia coli* MTCC 1687(EC) and *Salmonella* Typhimurium ATCC 14028(ST) as positive control (purple means positive and yellow means negative for biogenic amines production)



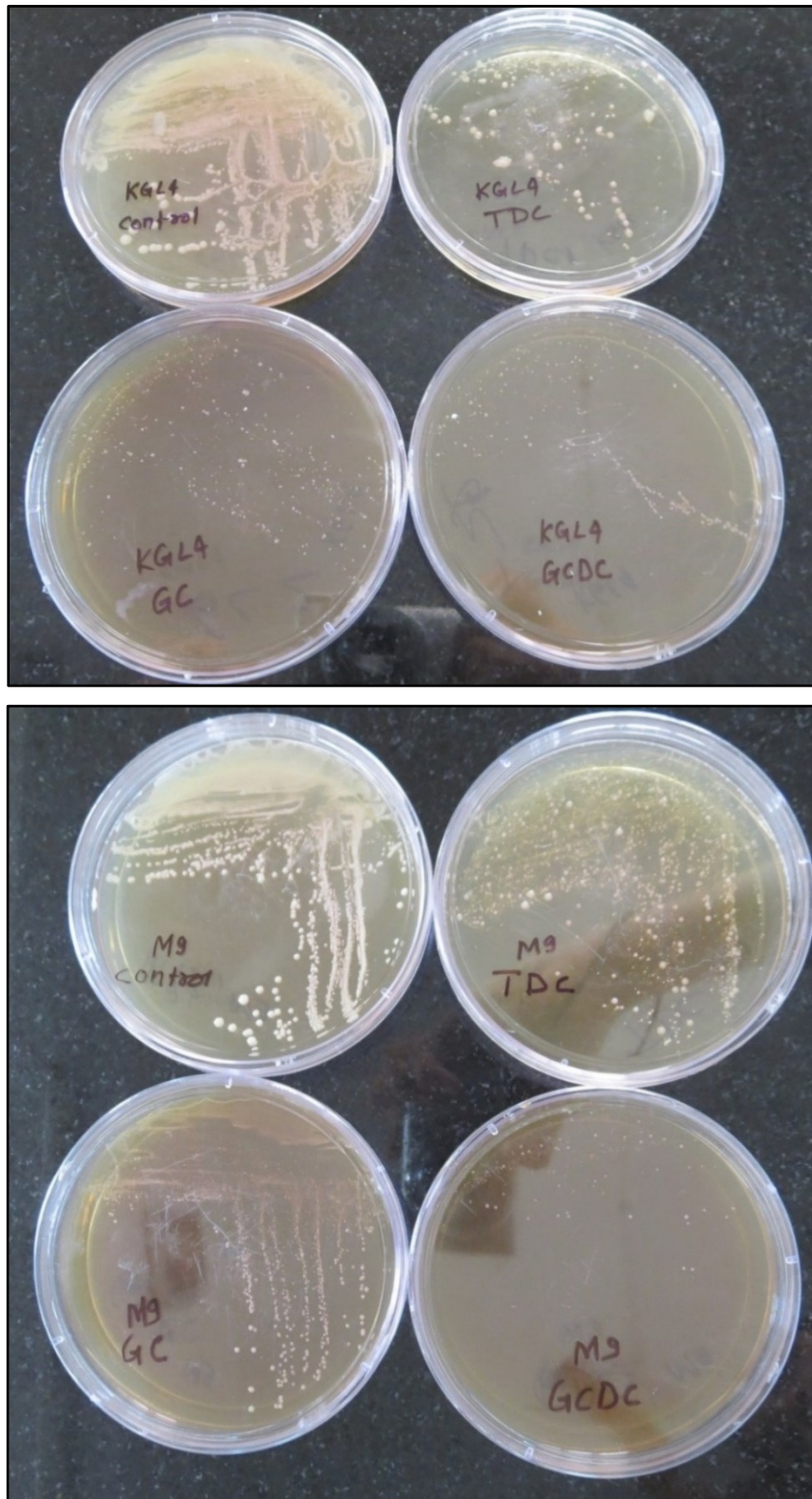
Supplementary Fig. 2 — Gelatinase activity of *Limosilactobacillus fermentum* MTCC 25515 (KGL4) and *Lactocaseibacillus rhamnosus* M9 with *Staphylococcus aureus* MTCC 737 as positive control, MRS: De Man Rogosa Sharpe agar, NA: Nutrient agar



Supplementary Fig. 3 — Lecithinase activity of *Limosilactobacillus fermentum* MTCC 25515 (KGL4) and *Lactocaseibacillus rhamnosus* M9 with *Staphylococcus aureus* MTCC 737 as positive control, EY: Egg yolk



Supplementary Fig. 4 — Hemolytic activity of *Limosilactobacillus fermentum* MTCC 25515 (KGL4) and *Lacticaseibacillus rhamnosus* M9 with *Staphylococcus aureus* MTCC 737 as positive control, NA: Nutrient agar, MRS: De Man Rogosa Sharpe agar, SB: Sheep blood



Supplementary Fig. 5 — Bile salt hydrolase (BSH) activity of lactobacilli strains (KGL4: *Limosilactobacillus fermentum* KGL4, M9: *Lacticaseibacillus rhamnosus* M9, Control: without bile salts, TDC: Taurodeoxycholate, GC: glycocholate, GCDC: Glycochenodeoxycholate)