

Supplementary Information

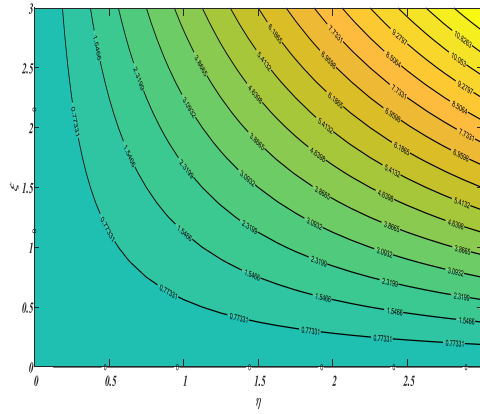
Non-uniform energy source / sink influence on magneto-convective $CdTe$ and C/H_2O suspended Williamson fluid model: Computational approach

B. Vinothkumar & T. Poornima*

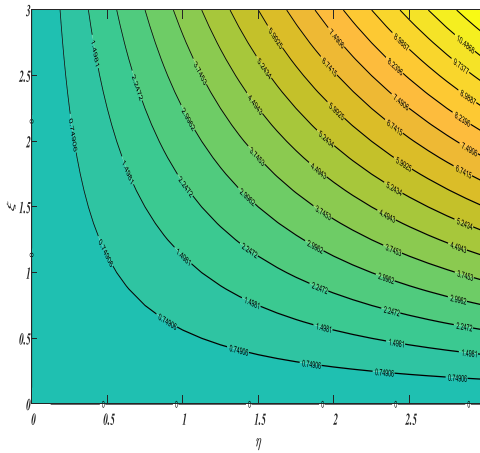
Department of Mathematics, School of Advanced Sciences, Vellore Institute of Technology, Vellore-632 014, Tamil Nadu, India

*E-mail: poornima.t@vit.ac.in

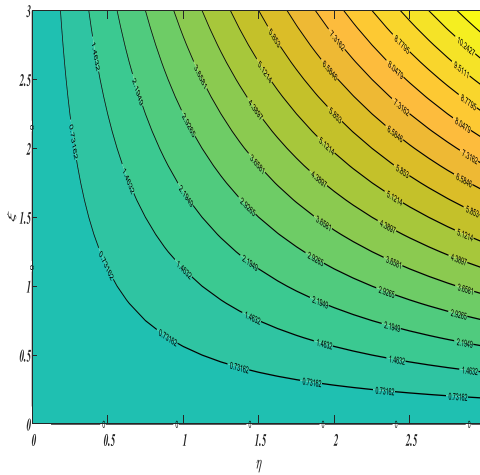
Sl. No.	Contents	Pg. No.
1	Fig. S1 — Illustration of Streamlines for varied nanofluids: $Da =$ (a) 0.5, (b) 1.0 and (c) 1.5	2
2	Fig. S2 — Illustration of Streamlines for varied hybrid nanofluids: $Da =$ (a) 0.5, (b) 1.0 and (c) 1.5	3
3	Fig. S3 — Illustration of Streamlines for varied nanofluids: $M =$ (a) 1, (b) 2 and (c) 3	4
4	Fig. S4 — Illustration of Streamlines for varied nanofluids: $M =$ (a) 1 and (b) 2	5
5	Fig. S5 — Illustration of Streamlines for varied nanofluids: $We =$ (a) 1 and (b) 2 and (c) 3	6
6	Fig. S6 — Illustration of Streamlines for varied hybrid nanofluid: $We =$ (a) 1 and (b) 2 and (c) 3	7



(a)

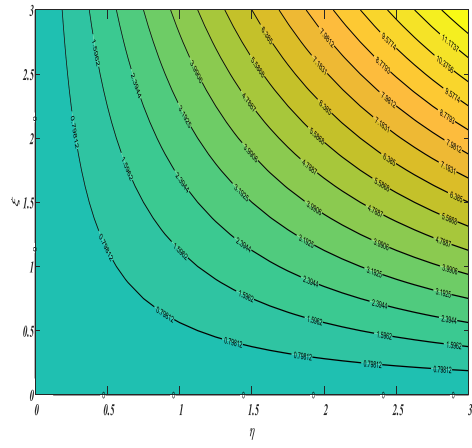


(b)

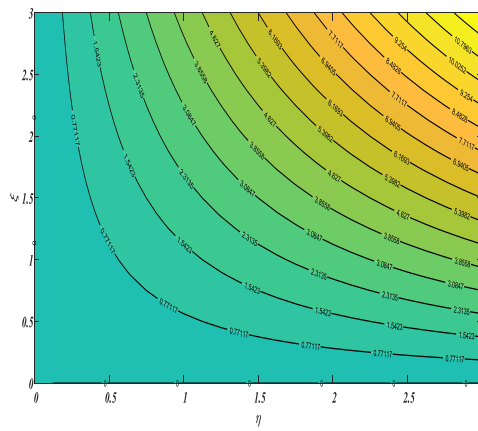


(c)

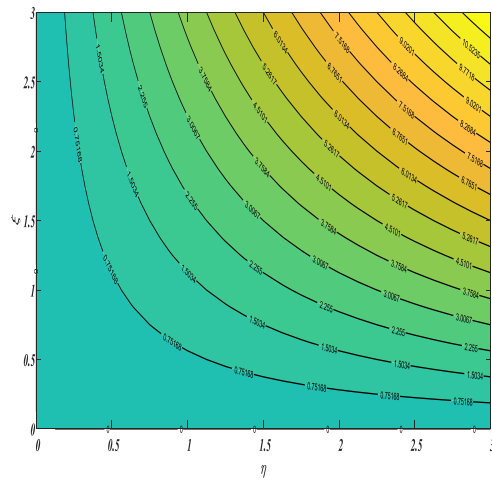
Fig. S1 — Illustration of Streamlines for varied nanofluids: $Da =$ (a) 0.5, (b) 1.0 and (c) 1.5



(a)

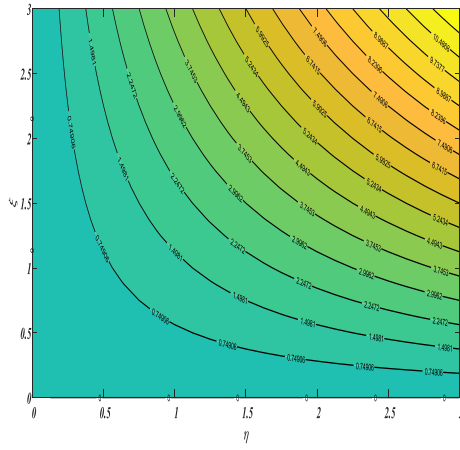


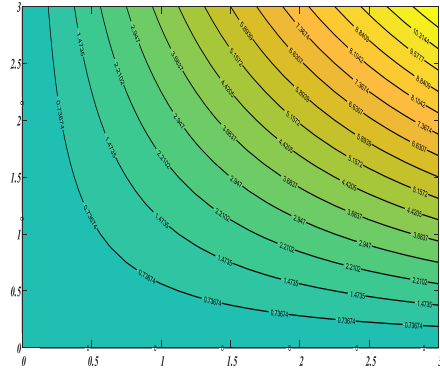
(b)

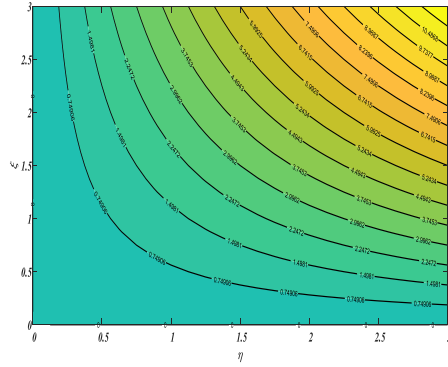


(c)

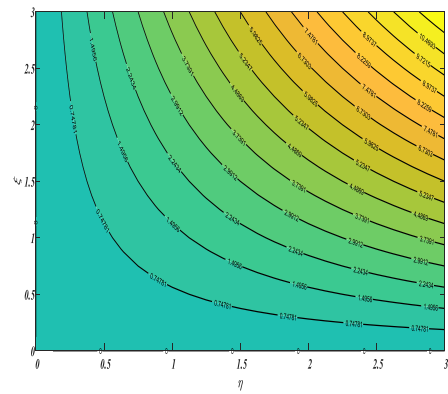
Fig. S2 — Illustration of Streamlines for varied hybrid nanofluid: $Da =$ (a) 0.5, (b) 1.0 and (c) 1.5



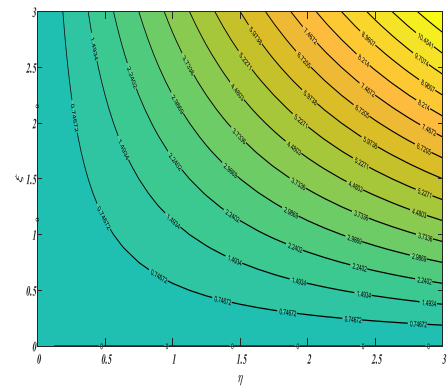




(a)

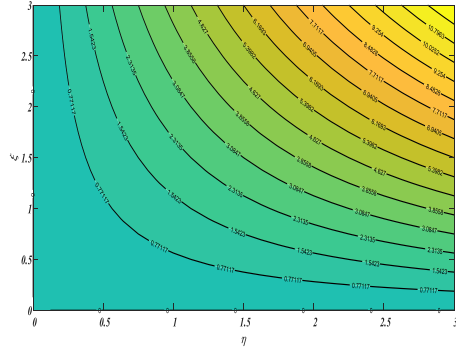


(b)



(c)

Fig. S5 — Illustration of Streamlines for varied nanofluids: $We =$ (a) 1 and (b) 2 and (c) 3



(a)

