

## Supplementary Information

# A comparative investigation on the separation of crude oil from marine media with the aid of natural fibres

M. Sreechithra<sup>1\*</sup>, G. Madhu<sup>1</sup> & Renu Pawels<sup>2</sup>

<sup>1</sup>Division of Safety and Fire Engineering, School of Engineering, Cochin University of Science and Technology, Kochi-682022, Kerala, India

<sup>2</sup>Division of Civil Engineering, School of Engineering, Cochin University of Science and Technology, Kochi-682022, Kerala, India

\*E-mail: sreechithras@gmail.com

Received 25 February 2025; accepted 27 January 2026

Characteristics of sea water	Values
pH at 32 °C	8.17
Salinity	13.542 ppt
Sodium	8528 mg/L
Chloride	1786 mg/L
Sulphate	28.2 mg/L
Magnesium	1582.58 mg/L
Calcium	236.24 mg/L
Potassium	535 mg/L
Total Iron	0.03 mg/L
Electrical conductivity	45000 $\mu$ S/cm
Total alkalinity as CaCO <sub>3</sub>	175 mg/L
Total hardness as CaCO <sub>3</sub>	7100 mg/L
Colour	4 Hazen unit
Odour	Agreeable
Turbidity	0.16 NTU
Total suspended solids	156 mg/L
Total dissolved solids	31.1 ppt
Coliforms (Cfu/100 mL)	Absent
E Coli (Cfu/100 mL)	Absent






Fig. S1 — Photographs of (a)Arrowroot Fibre (b)Talipot palm fibre (c)Waste newspaper (d) Cocopeat and (e) Human hair

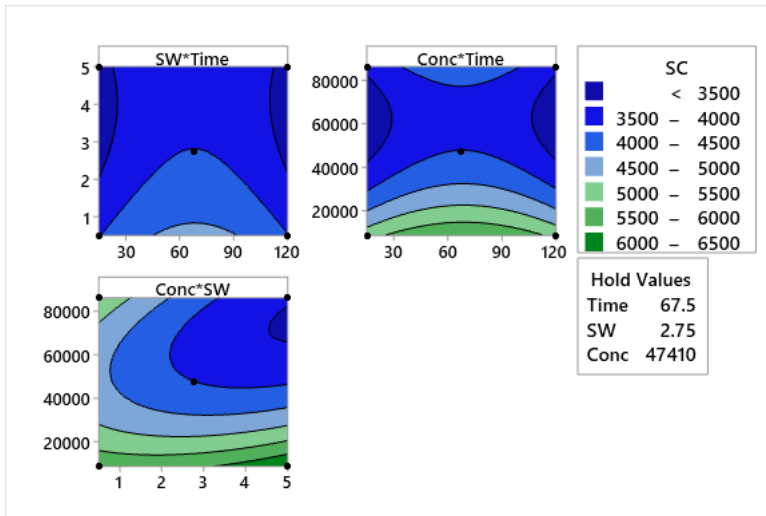


Fig. S2 — Contour plots of Arrowroot Fibre

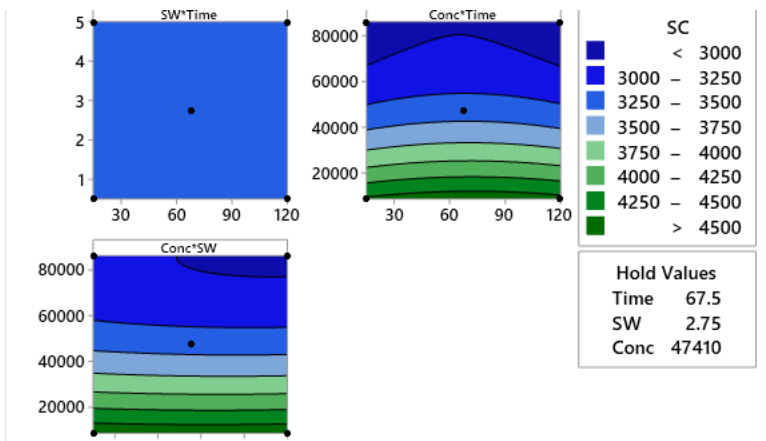


Fig. S3 — Contour plots of Talipot palm fibre

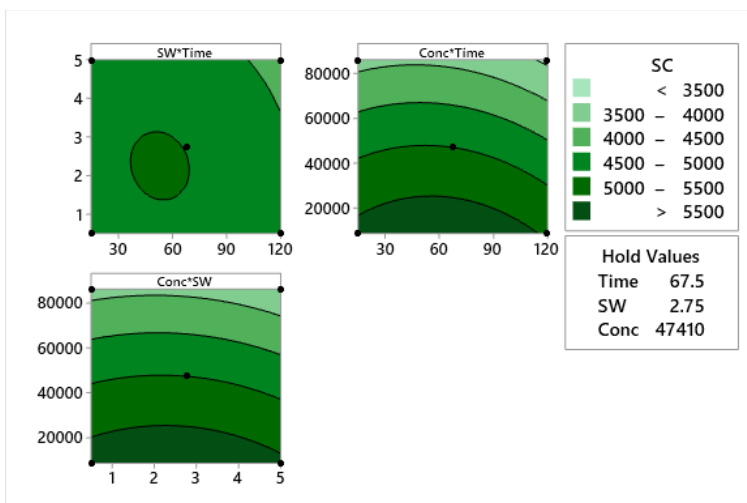


Fig. S4 — Contour plots of waste newspaper

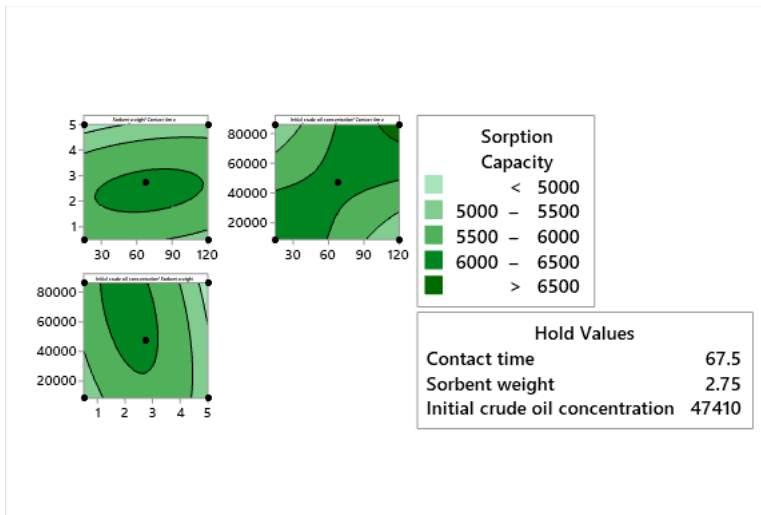


Fig. S5 — Contour plots of Cocopeat

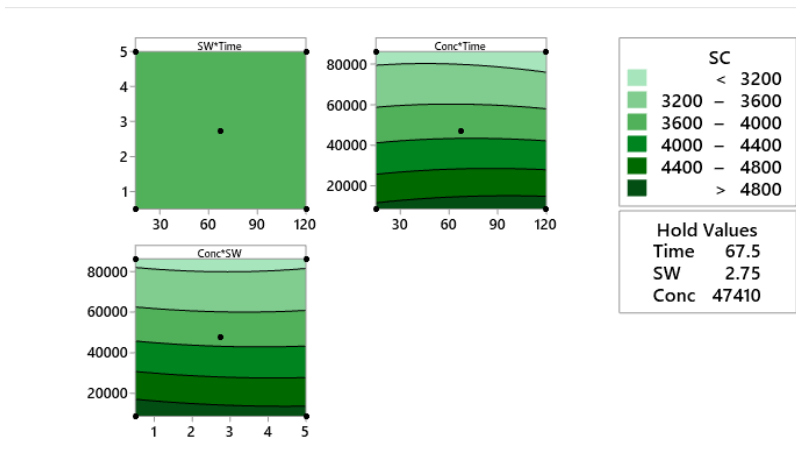


Fig. S6 — Contour plots of Human hair