

Supplementary Information

Synthesis of ternary metal complexes of bivalent metal ions with benzimidazole derivative and their antimicrobial studies

Seema, Suman Kumari, Shobhana Sharma, Poonam Yadav & Mamta Ranka*

Department of Chemistry, University of Rajasthan, Jaipur 302 004, India

E-mail: mmt31ran@gmail.com

Received 25 October 2022; accepted (revised) 18 August 2023

S. No.	Contents	Page No.
1	Fig. S1 NMR spectra of Ligand [N-(1H-benzo[d]imidazol-2-yl)-1-(2-chlorophenyl)ethan-1-imine]	2
2	Fig. S2 ¹ H NMR spectra of Compound A [Ni(L)(8-HQ)(OAc)(H ₂ O)]	2
3	Fig. S3 ¹ H NMR spectra of Compound B [Fe(L)(8-HQ)(OAc)(H ₂ O)]	3
4	Fig. S4 ¹ H NMR spectra of Compound C [Zn(L)(8-HQ)(OAc)(H ₂ O)]	3
5	Fig. S5 ¹ H NMR spectra of Compound E [Fe(L)(His)(OAc)]	4
6	Fig. S6 ¹ H NMR spectra of Compound F [Zn(L)(His)(OAc)]	4
7	Fig. S7 Mass spectra of Ligand [N-(1H-benzo[d]imidazol-2-yl)-1-(2-chlorophenyl)ethan-1-imine]	5
8	Fig. S8 Mass spectra of Compound A [Ni(L)(8-HQ)(OAc)(H ₂ O)]	5
9	Fig. S9 Mass spectra of Compound B [Fe(L)(8-HQ)(OAc)(H ₂ O)]	6
10	Fig. S10 Mass spectra of Compound C [Zn(L)(8-HQ)(OAc)(H ₂ O)]	6
11	Fig. S11 Mass spectra of Compound F [Zn(L)(His)(OAc)]	7

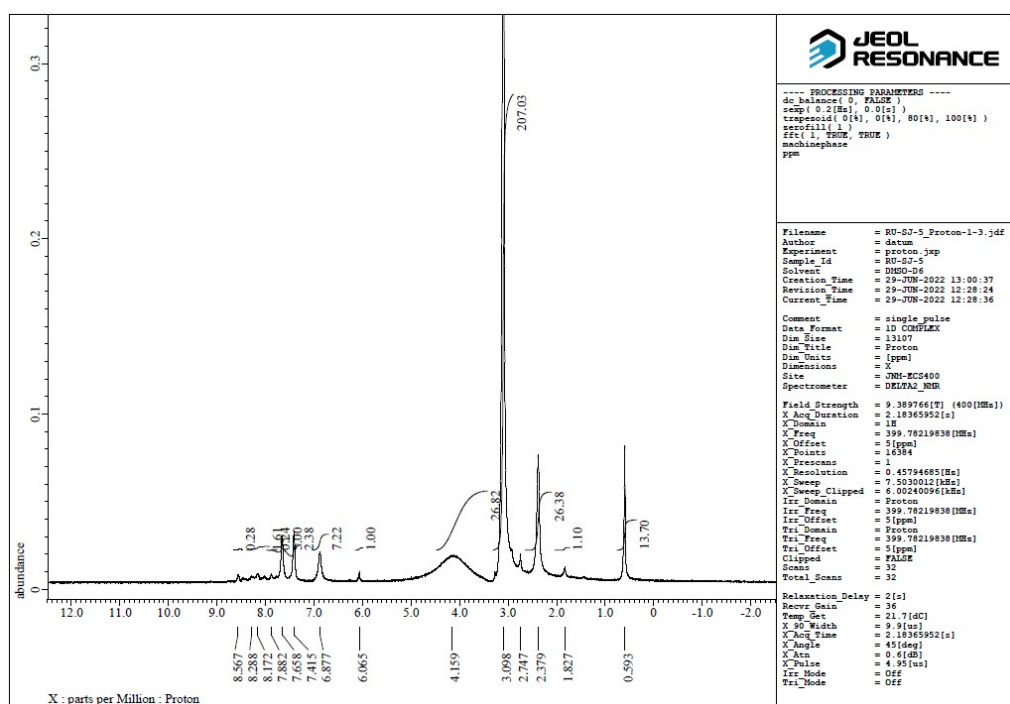


Fig. S3 ¹H NMR spectra of Compound B [Fe(L)(8-HQ)(OAc)(H₂O)]

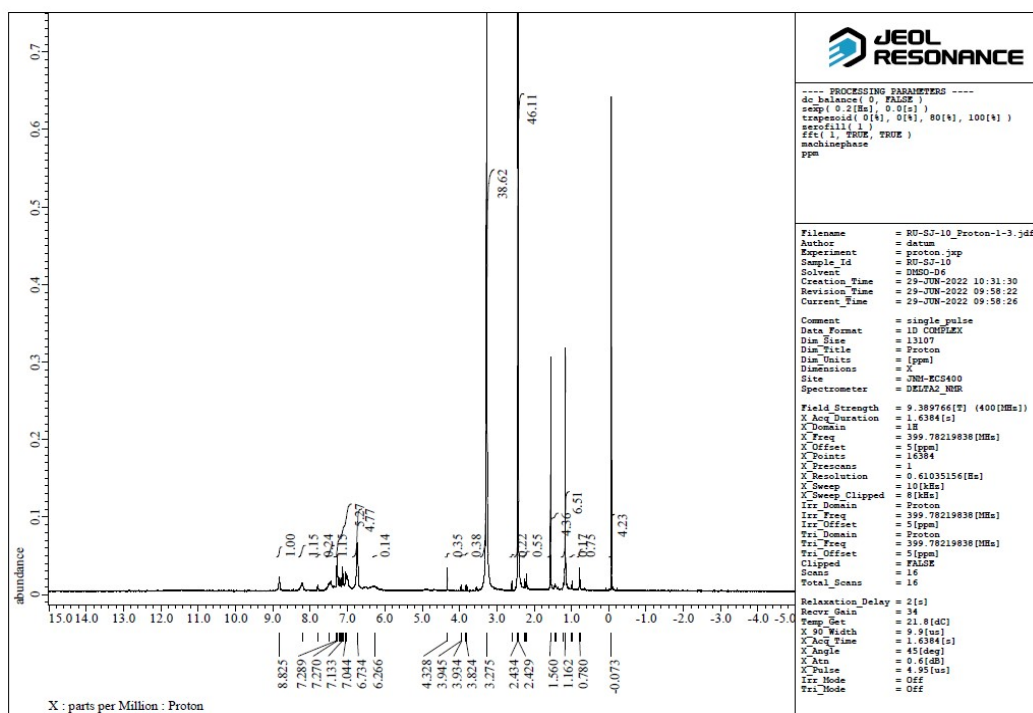


Fig. S4 ¹H NMR spectra of Compound C [Zn(L)(8-HQ)(OAc)(H₂O)]

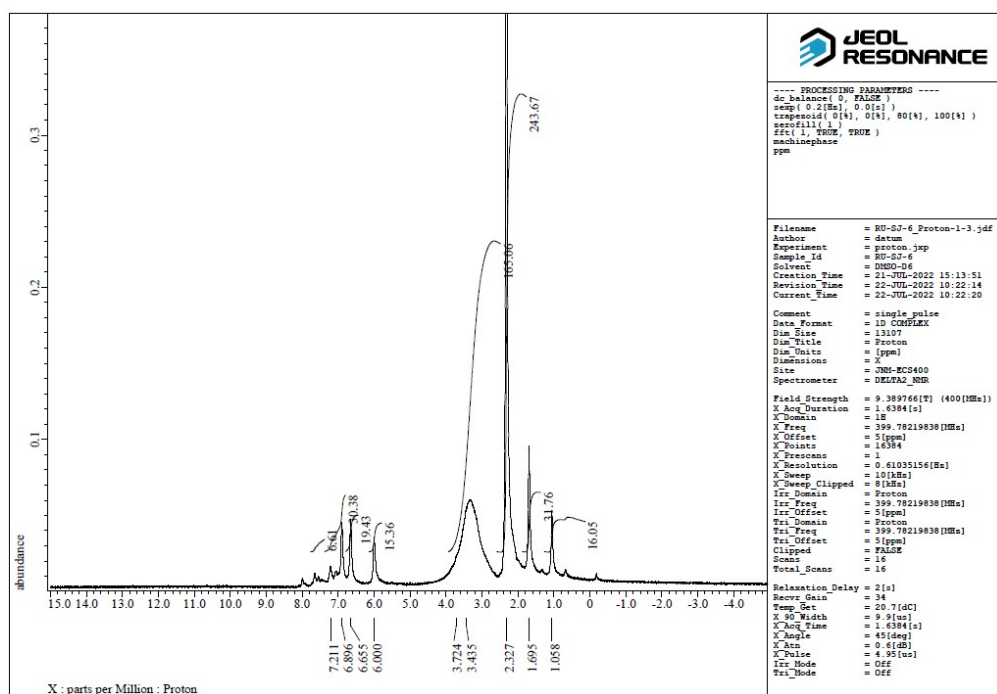


Fig. S5 ^1H NMR spectra of Compound E [$\text{Fe}(\text{L})(\text{His})(\text{OAc})$]

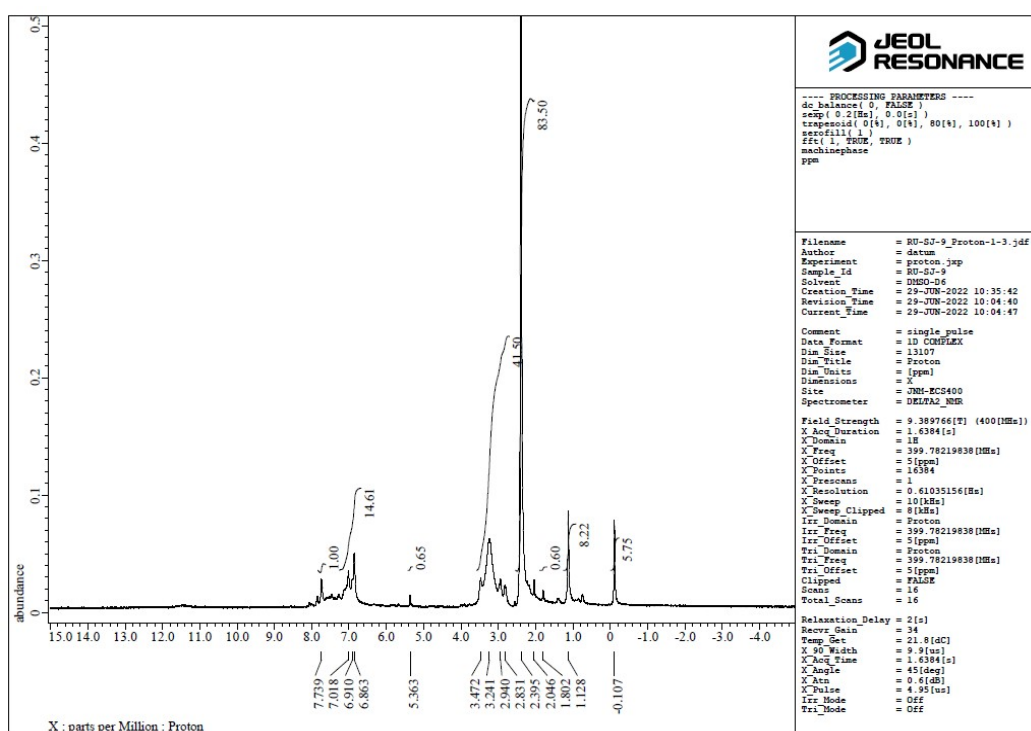


Fig. S6 ^1H NMR spectra of Compound F [$\text{Zn}(\text{L})(\text{His})(\text{OAc})$]

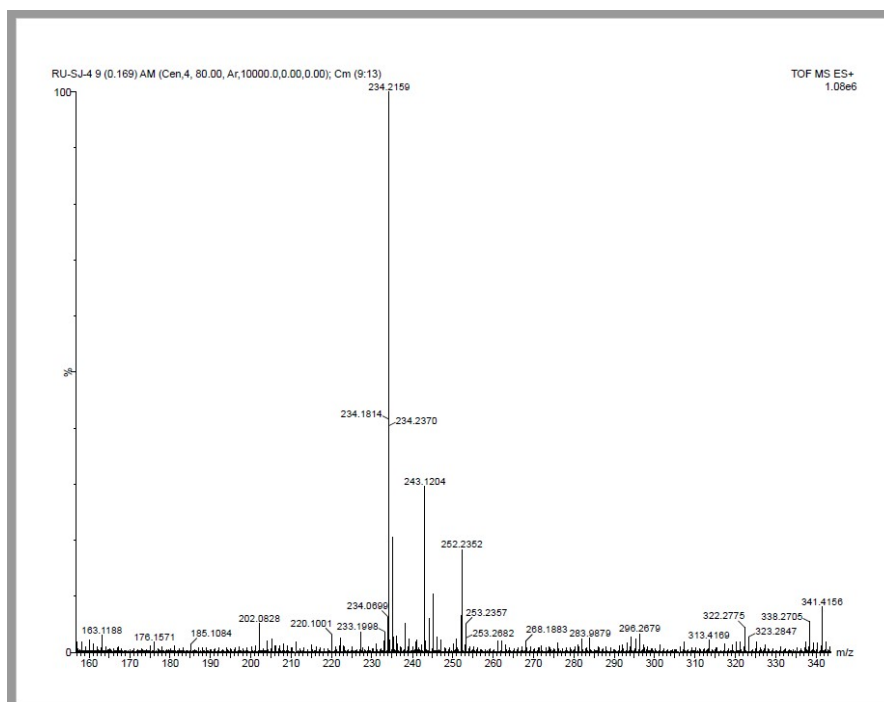


Fig. S7 Mass spectra of Ligand [N-(1H-benzo[d]imidazol-2-yl)-1-(2-chlorophenyl)ethan-1-imine]

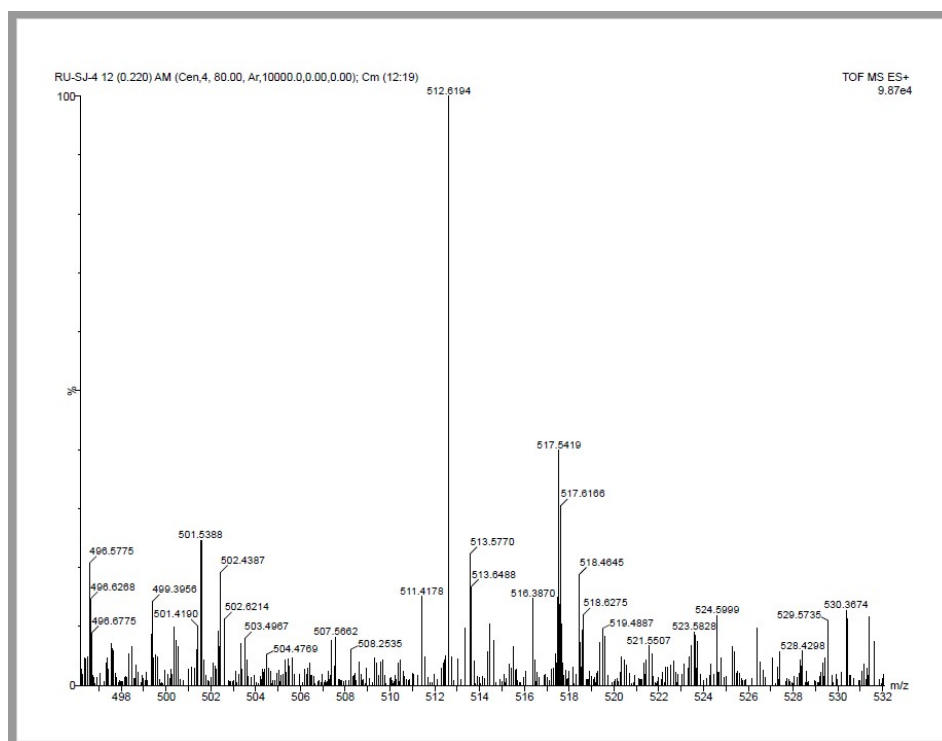


Fig. S8 Mass spectra of Compound A[Ni(L)(8-HQ)(OAc)(H₂O)]

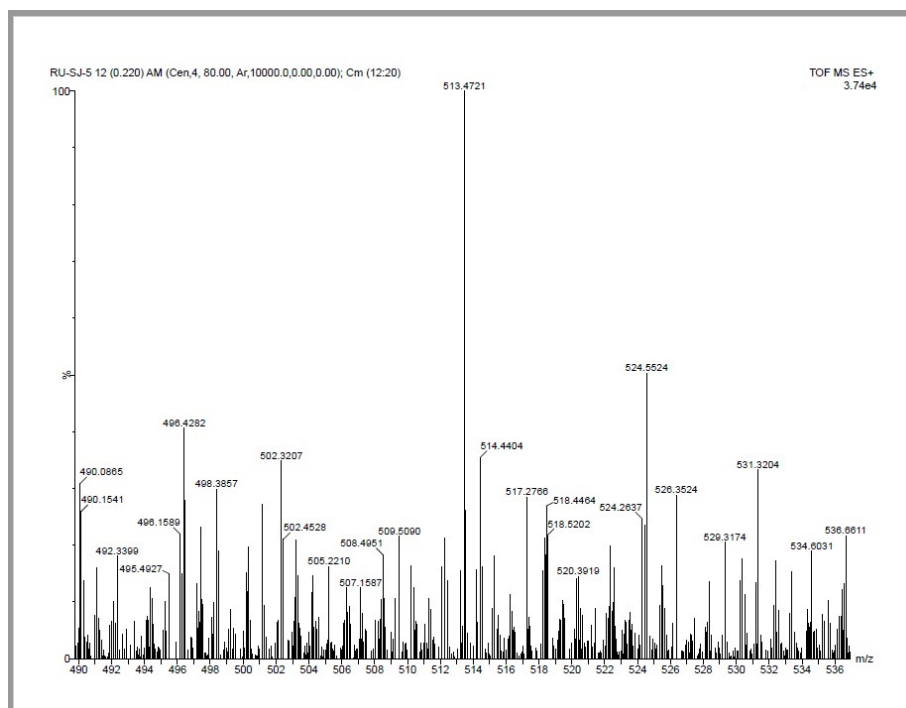


Fig. S9 Mass spectra of Compound B [Fe(L)(8-HQ)(OAc)(H₂O)]

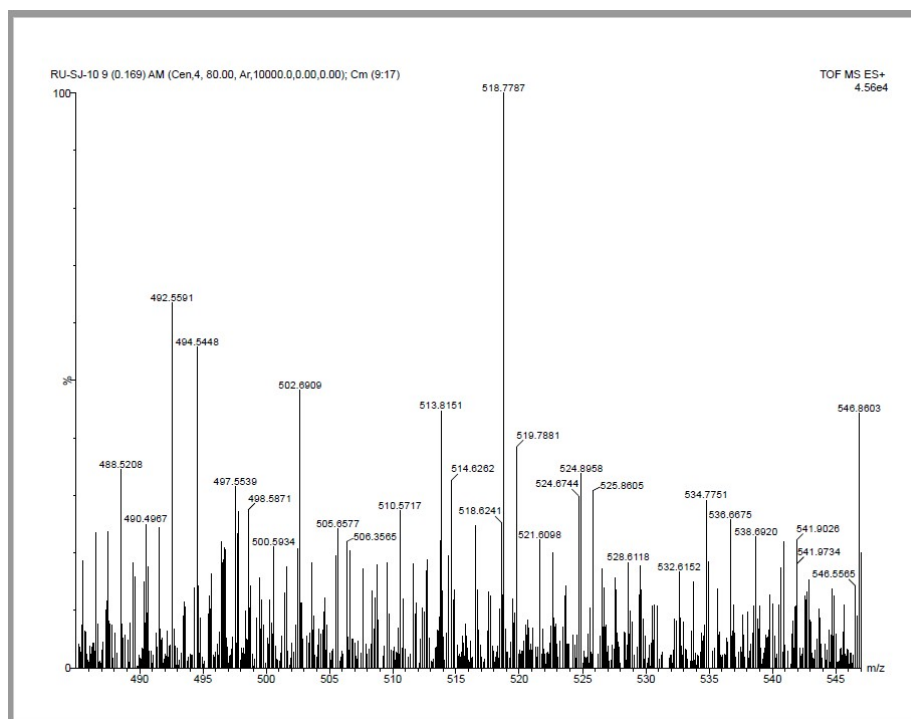


Fig. S10 Mass spectra of Compound C [Zn(L)(8-HQ)(OAc)(H₂O)]

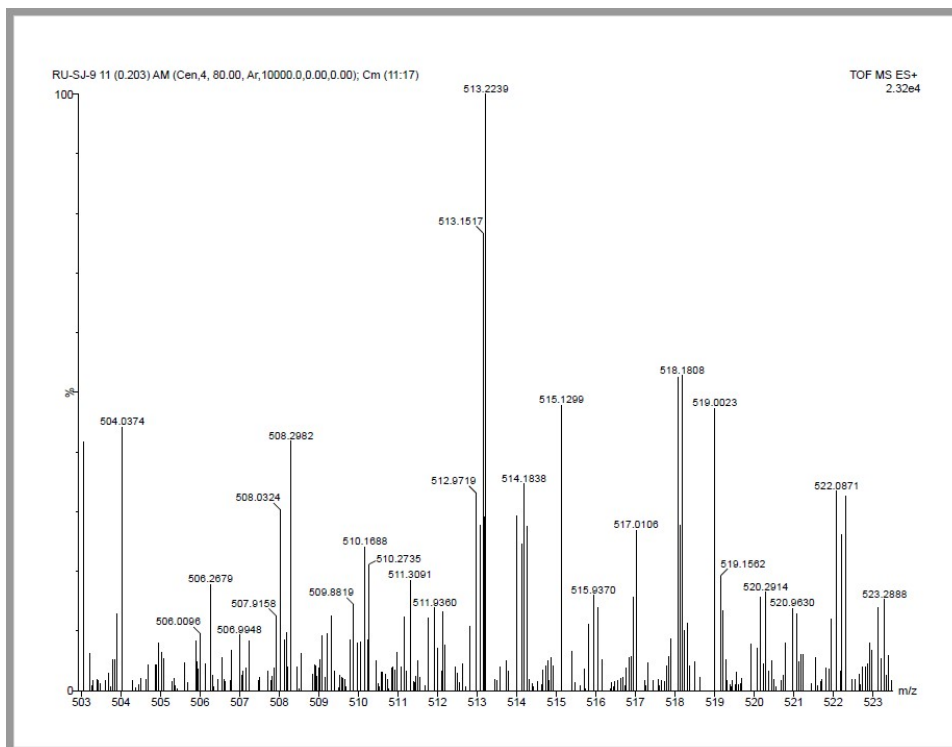


Fig. S11 Mass spectra of Compound F [Zn(L)(His)(OAc)]