

Supplementary Information

Synthesis, characterization and catalytic application of a coordination compound of cobalt(II) based on 2,6-pydc and TMDP for degradation of dyes under dark

Aieshri Swargiary^a, Tanmoy Kumar Ghosh^b, Anamika Kalita Deka^a & Arunendu Mondal^{*a}

^a Department of Chemistry, Central Institute of Technology Kokrajhar (Deemed to University under Ministry of Education, Govt. of India), Kokrajhar 783 370, Assam, India

^b Department of Chemistry, University College of Science, University of Calcutta, Kolkata 700 009, India
E-mail: a.mondal@cit.ac.in

Received 18 March 2025; accepted (revised) 29 January 2026

LIST OF SUPPORTING INFORMATION

Figure S1. FTIR spectrum of $[\{\text{Co}(\text{TMDP})(\text{H}_2\text{O})_4\}_n\{\text{Co}(2,6\text{-pydc})_2\}]\cdot\text{H}_2\text{O}$ (**1**)

Figure S2. UV-Visible spectrum of $[\{\text{Co}(\text{TMDP})(\text{H}_2\text{O})_4\}_n\{\text{Co}(2,6\text{-pydc})_2\}]\cdot\text{H}_2\text{O}$ (**1**)

Figure S3. Fluorescence spectra of $[\{\text{Co}(\text{TMDP})(\text{H}_2\text{O})_4\}_n\{\text{Co}(2,6\text{-pydc})_2\}]\cdot\text{H}_2\text{O}$ (**1**)
and ligands (TMDP, 2,6-pydc)

Figure S4. Magnetic hysteresis loop of $[\{\text{Co}(\text{TMDP})(\text{H}_2\text{O})_4\}_n\{\text{Co}(2,6\text{-pydc})_2\}]\cdot\text{H}_2\text{O}$ (**1**)

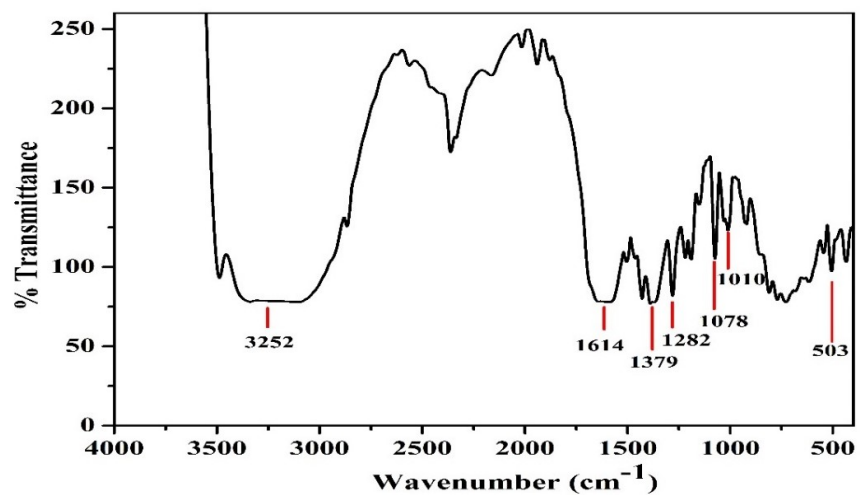


Figure S1. FTIR spectrum of $[\{\text{Co}(\text{TMDP})(\text{H}_2\text{O})_4\}_n\{\text{Co}(2,6\text{-pydc})_2\}]\cdot\text{H}_2\text{O}$ (1)

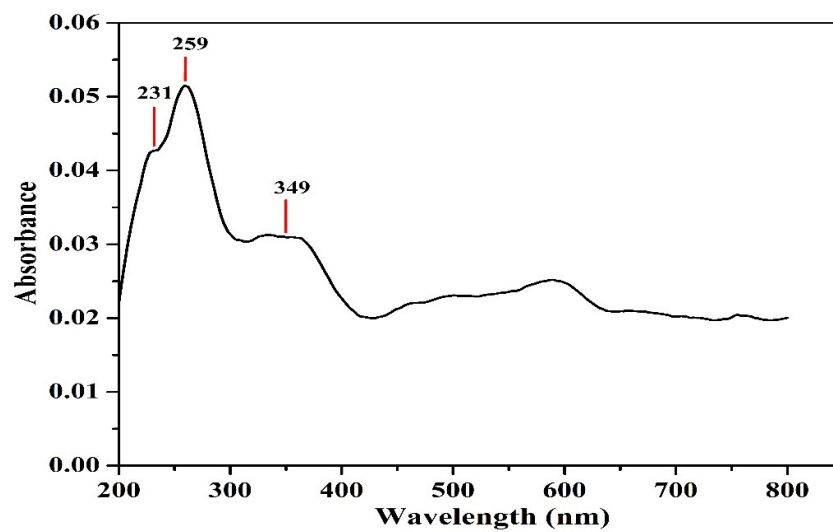


Figure S2. UV-Visible spectrum of $[\{\text{Co}(\text{TMDP})(\text{H}_2\text{O})_4\}_n\{\text{Co}(2,6\text{-pydc})_2\}]\cdot\text{H}_2\text{O}$ (1)

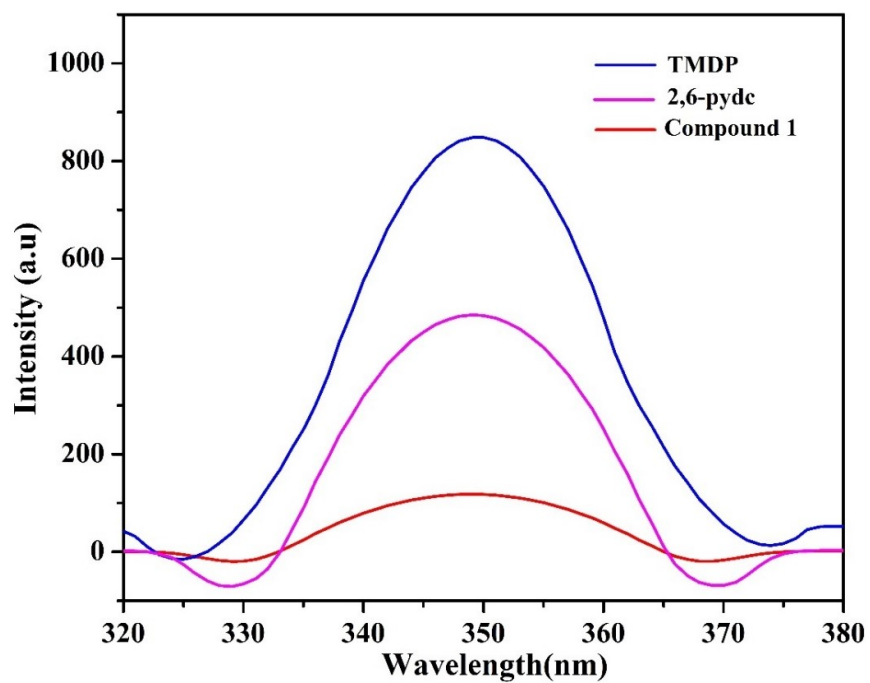


Figure S3. Fluorescence spectra of $[\{Co(TMDP)(H_2O)_4\}_n\{Co(2,6-pydc)_2\}] \cdot H_2O$ (1) and ligands (TMDP, 2,6-pydc)

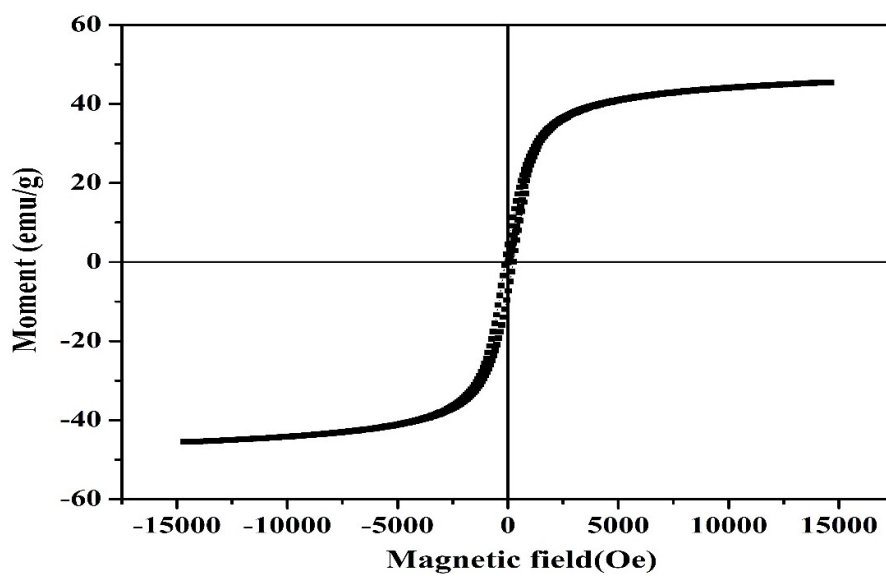


Figure S4. Magnetic hysteresis loop of $[\{Co(TMDP)(H_2O)_4\}_n\{Co(2,6-pydc)_2\}] \cdot H_2O$ (1)